


PROVIDENCE FIRE DEPARTMENT



2019 ANNUAL REPORT

STEVEN M. PARÉ
Commissioner of Public Safety
Acting Chief of Department

JORGE O. ELORZA
Mayor

STEVEN M. PARÉ
Commissioner of Public Safety
Acting Chief of Department



JORGE O. ELORZA
Mayor

Department of Public Safety, Fire Department
"Building Pride in Providence"

Welcome to the Providence Fire Department:

The Providence Fire Department is the second oldest continuously operating professional fire department in the country. The Department is a full-service fire and emergency medical service agency that provides basic and advanced life support, fire prevention, fire suppression, technical rescue, and hazardous material response. In addition, the Department conducts arson investigations and building plan reviews, enforces state and local fire and life safety codes, and administers public fire education programs.

In 2019, the Providence Fire Department consisted of 7 Advanced Life Support Rescue Companies, 12 Engine Companies, 7 Ladder Companies, and 1 Special Hazard Unit, all strategically located in Providence neighborhoods. The Department is equipped to respond to all fire, medical emergency, natural disaster, hazmat, and terroristic events that occur within Providence and its surrounding communities.

On behalf of the Providence Fire Department, I present to you the Department's 2019 Annual Report that highlights the Department's many accomplishments, fire and emergency medical calls for service, trainings, and fire prevention activities. This report is a testament to the men and women who proudly serve as Providence Firefighters.

I want to extend my sincere thanks and appreciation to every sworn and civilian member of the Providence Fire Department for their outstanding work in keeping the citizens of Rhode Island's capital city safe.

Sincerely yours,

A handwritten signature in black ink that reads "Steven M. Paré".

Steven M. Paré
Commissioner of Public Safety
Acting Chief of Department

Providence Fire Department

2019 Annual Report

Established in 1854, the Providence Fire Department is the second oldest continuously operating professional fire department in the country. The Department is a full-service fire and emergency medical service agency that provides basic and advanced life support, fire prevention, fire suppression, technical rescue, and hazardous material response. In addition, the Department conducts arson investigations and building plan reviews, enforces state and local fire and life safety codes, and administers public fire education programs.

Accomplishments for 2019

In 2019, the Providence Fire Department responded to 45,353 total calls for service. Of the total calls, 35,371 or 78 % were emergency medical services related. The calls are composed of 26,740 advanced life support and 8,631 basic life support calls for service. In addition, the Fire Prevention Bureau's Arson Squad conducted 318 fire investigations. As always, Providence Firefighters answered calls with professionalism, compassion, and true to our mission to protect life and all property.

The following is a list of accomplishments that have been achieved through the dedication and hard work of all the members of the Providence Fire Department:

- The Department completed training members in NFPA 1521, 1041, 1021 pro-board classes and IAFF peer fitness training class. This was accomplished through a 2017 Assistance to Firefighter (AFG) grant.
- The Department received a 2018 Assistance to Firefighters (AFG) grant in the amount of \$750,000 for the purchase of a new heavy rescue vehicle.
- The Department received a grant from FM Global in the amount of \$4,304 for the purchase of 8 I pads with accessories to be utilized by the department Chiefs for command and control of fires and tracking of daily scheduling and personnel accountability.
- The Fire Prevention Bureau received a grant from The Hartford Insurance Company and its Junior Fire Marshall program in the amount of \$10,000 to be used in combination with the Providence Public School Department to purchase smoke detectors for those neighborhoods in within the City with the greatest number of residential fires.
- The EMS division received a grant from Fire House subs for \$20,588.24 to be utilized for the purchase of 8 video Laryngoscopes and accessories to aid in the intubating of patients in Cardiac arrest.

- The department has partnered with the Lifespan simulation lab for training all companies focusing tasks primarily associated with cardiac arrest and intubation with video laryngoscopes and confirming with capnography. Through a sponsored a grant with the Sim Lab this training will continue for another four years.
- The Department and EMS division is participating in a Mobile Integrated Health (MIH) program designed to divert BLS Calls from our ALS units and from hospital emergency rooms.
- The Department began a Narcan leave behind program in conjunction with the Healthy Communities office in a continuing effort to battle the opioid epidemic. Narcan kits were provided to all our companies to carry and distribute in the hopes of keeping those at risk alive until they access recovery.
- Through a partnership with PVD Health works and the Providence Police Department, the first PVD 1st Responder summer program for high school aged kids was held. This program was used to introduce young adults to some of what the Providence Fire and Police do daily.
- Completed the restructuring of the Haz-Mat team and created a Haz-Mat assessment vehicle, HM-1.
- A major multi-agency Haz-Mat exercise was held in the city of Providence on November 15, 2019.
- Through a joint operation with Providence Police Department four additional fire companies were equipped and trained in active shooter and terrorist-based responses.
- The Department purchased gas meters for all ladder trucks and the Special Hazards. Members were trained in the use of these new meters.
- The Department's Employee Assistance Program (EAP) was expanded to include more members as Peer support. The EAP members attended trainings in San Antonio, New Hampshire and a Critical Incident Stress Debriefing (CISD) class given in Providence.
- Completed "Trench Rescue" Technical Rescue training.
- The Department created an EMS bicycle detail program to include 6 bicycles fully equipped that are used on details for quicker access to people experiencing medical emergencies during crowded outdoor events in the city. An EMS bicycle training has been created for members who wish to participate.
- The Department fully trained all Fire alarm dispatchers in Cardiopulmonary Resuscitation (CPR).

**PROVIDENCE FIRE DEPARTMENT
2019 ANNUAL REPORT
CALLS FOR SERVICE**

REASON	Jan	Feb	Mar	Apr	May	Jun	Jul	Aug	Sept	Oct	Nov	Dec	Total
	ALS	1,958	1,646	1,813	1,770	1,872	1,887	1,930	1,997	1,864	1,900	1,832	1,689
Auto Accident	200	184	206	210	202	205	208	209	154	220	198	171	2,367
BLS	697	642	702	660	712	717	743	720	832	704	719	783	8,631
Bomb Threat	-	-	-	-	-	-	-	-	-	-	-	-	-
CO Leak	34	24	27	24	25	31	32	31	35	42	50	59	414
Commercial Alarm	21	28	30	33	31	37	45	46	54	55	36	39	455
Elevator Emergency	19	19	15	25	15	21	21	19	16	18	23	21	232
Fuel Leak G1	1	-	1	1	1	-	1	4	1	1	2	1	14
Gas Leak G2	25	24	23	21	15	22	16	16	33	23	29	31	278
Hazmat	-	-	2	1	-	1	3	2	1	-	1	1	12
Industrial Accident	1	1	4	-	1	2	-	-	1	3	2	2	17
Jumper	2	-	-	1	2	3	3	2	2	1	-	3	19
Lockout	30	26	29	35	36	31	29	36	30	29	23	25	359
Lockout in Auto	7	14	11	13	12	11	13	11	16	19	15	13	155
Master Boxes	261	209	203	217	211	201	192	259	216	255	247	250	2,721
Mutual Aid In- Fire	-	-	3	-	1	-	-	-	-	-	1	2	7
Mutual Aid Out-Fire	7	3	4	-	8	3	8	8	6	5	6	8	66
Mutual Aid Out-Ladder	7	4	3	4	8	5	11	9	7	7	7	8	80
Mutual Aid In- Resc.	129	98	117	97	91	98	83	133	110	100	113	82	1,251
Mutual Aid Out-Resc.	26	21	25	26	39	20	34	21	32	26	18	32	320
Safe Station	7	6	3	4	5	5	12	15	8	5	9	8	87
Still Alarms	271	228	243	212	253	281	289	339	274	306	296	261	3,253
Still Boxes	40	43	56	49	53	55	48	44	33	42	46	37	546
Street Box 0700-2300	74	77	100	111	143	153	100	154	141	161	92	75	1,381
Street Box 2300-0700	4	9	13	18	13	37	17	39	18	16	16	21	221
Tipover	5	6	13	6	19	13	10	6	7	12	15	8	120
Water Emergency	44	12	13	7	10	9	6	5	13	9	7	11	146
Water Rescue	1	1	-	-	6	4	7	8	4	6	1	2	40
Total	3,871	3,325	3,659	3,545	3,785	3,852	3,863	4,133	3,908	3,965	3,804	3,643	45,353

Code Red	Jan	Feb	Mar	Apr	May	Jun	Jul	Aug	Sept	Oct	Nov	Dec	Total
	11	6	16	11	11	13	10	14	7	11	12	9	131

**PROVIDENCE FIRE DEPARTMENT
2019 ANNUAL REPORT
CALLS FOR SERVICE**

	Jan	Feb	Mar	Apr	May	Jun	Jul	Aug	Sept	Oct	Nov	Dec	Total
EMS 2019													
Auto Accident	200	184	206	210	202	205	208	209	154	220	198	171	2,367
ALS Level A	1,958	1,646	1,813	1,770	1,872	1,887	1,930	1,997	1,864	1,900	1,832	1,689	22,158
Level B	69	70	90	55	80	85	75	90	76	81	14	14	799
Level C	26	25	29	18	26	36	30	25	29	33	2	6	285
Mutual Aid Rescues In	129	98	117	97	91	98	83	133	110	100	113	82	1,251
Mutual Aid Rescue out	26	21	25	26	39	20	34	21	32	26	18	32	320
Total	2,408	2,044	2,280	2,176	2,310	2,331	2,360	2,475	2,265	2,360	2,177	1,994	27,180

	Jan	Feb	Mar	Apr	May	Jun	Jul	Aug	Sept	Oct	Nov	Dec	Total
Private Amulances Called	2	6	5	6	10	7	9	-	-	2	3	3	53
Private transport	38	33	32	37	34	36	38	54	42	45	48	40	477
Non Emergency	78	46	88	76	81	80	123	118	103	89	117	84	1,083
Emmunual House RNP	6	4	2	4	8	3	3	2	3	7	11	1	54
Providence Community Health Center	n/a	n/a	n/a	n/a	n/a	n/a	n/a	5	24	16	11	20	76
Intergrated Mobile Health MH-1	n/a	n/a	n/a	n/a	n/a	n/a	n/a	19	97	89	66	69	340

**PROVIDENCE FIRE DEPARTMENT
CAD RUN TOTALS**

	JAN	FEB	MAR	APR	MAY	JUN	JUL	AUG	SEP	OCT	NOV	DEC	TOTAL
ENGINE 2	326	295	330	330	333	319	320	359	308	353	331	352	3,956
ENGINE 3	463	384	423	437	445	436	462	480	413	432	405	378	5,158
ENGINE 6	205	161	200	186	196	217	161	230	190	210	219	197	2,372
ENGINE 8	336	283	293	282	284	288	304	373	310	325	312	310	3,700
ENGINE 8	355	318	342	333	355	365	377	390	360	402	375	348	4,320
ENGINE 9	238	186	216	230	216	245	250	287	250	226	239	226	2,809
ENGINE 10	289	244	283	255	277	299	284	331	300	325	292	258	3,437
ENGINE 11	217	159	188	166	221	198	194	218	198	221	193	160	2,333
ENGINE 12	367	357	325	304	344	333	348	344	355	373	349	339	4,138
ENGINE 13	193	155	170	163	185	174	197	241	189	203	180	176	2,226
ENGINE 14	293	245	291	278	294	295	285	317	273	306	318	273	3,468
ENGINE 15	300	222	263	299	283	294	262	310	271	288	310	246	3,348
LADDER 3	145	166	140	134	142	143	161	157	156	167	164	167	1,842
LADDER 5	155	119	142	140	156	166	159	177	146	179	162	143	1,844
LADDER 6	190	162	185	167	179	173	150	199	158	192	187	163	2,105
LADDER 7	180	170	182	167	148	172	171	197	167	181	196	204	2,135
LADDER 8	157	134	148	143	143	168	168	182	158	162	172	166	1,901
TOWER LADDER 1	258	239	249	250	251	226	237	252	217	259	249	217	2,904
TOWER LADDER 2	194	129	191	155	168	173	163	189	176	214	201	182	2,135
SPECIAL HAZARDS 1	147	145	148	140	147	162	157	146	145	164	179	170	1,850
AIR SUPPLY 1	12	4	11	8	8	12	7	10	7	4	9	5	97
RESCUE 1	474	399	485	468	507	482	497	509	494	484	478	458	5,735
RESCUE 2	415	382	397	400	404	402	417	422	427	426	414	395	4,901
RESCUE E	400	382	415	413	415	442	431	431	434	452	416	391	5,022
RESCUE 4	550	448	505	517	540	513	541	558	512	532	516	504	6,236
RESCUE 5	459	409	461	423	429	443	445	464	469	470	432	423	5,327
RESCUE 6	503	390	462	454	469	507	517	540	504	518	499	463	5,826
RESCUE 7	429	397	417	397	445	402	449	432	438	395	445	433	5,079
MOBILE INEGRATED HEALTH	-	-	-	-	-	-	-	19	97	89	66	69	340

**Providence Fire Department
2013 to 2019 ALS & BLS Rescue Run Breakdown Worksheet**

	2013	2014 (*)	2015	2016	2017	2018	2019	Totals
Advance Life Support (ALS)	20,941	20,124	20,603	21,344	20,625	21,956	22,158	147,751
Jumper	15	13	16	6	6	19	19	94
Industrial Accidents	13	13	14	19	13	19	17	108
Tipover	108	94	151	151	133	109	120	866
Water Rescue	37	22	25	36	22	36	40	218
Auto Accidents	1,833	1,948	2,205	2,284	2,344	2,315	2,367	15,296
Subtotal ALS (#1)	22,947	22,214	23,014	23,840	25,160	26,472	26,740	164,333
Basic Life Support (BLS)	4,297	5,203	6,725	7,206	7,685	7,996	8,631	47,743
Total ALS & BLS Runs	27,244	27,417	29,739	31,046	32,845	34,468	35,371	212,076
Note #1: These call types are classified as ALS.								

Mutual Aid into Providence

	2013	2014 (*)	2015	2016	2017	2018	2019	Totals
Mutual Aid Rescue Responses into Providence	1,061	915	990	995	889	1204	1251	7,305
Mutual Aid Fire Responses into Providence	5	8	9	57	18	20	7	124
	1,066	923	999	1052	907	1224	1258	7,429

Mutual Aid provided by the Providence Fire Department

	2013	2014 (*)	2015	2016	2017	2018	2019	Totals
Mutual Aid Rescue Responses out of Providence	338	383	354	321	414	348	320	2,478
Mutual Aid Fire Responses out of Providence	5	8	144	145	145	191	146	638
	343	391	498	466	559	539	466	3,116

(*) Rescue 7 began service in July 2014.

Data Source: Providence Fire Department CAD System

BUREAU OF OPERATIONAL CONTROL
Submitted by Captain Julia O'Rourke
Calendar Year 2019
2nd, 3rd and General Alarm Fires

Date of Fire	Location of Fire	Type of Fire
8-Jan-19	242 Allens Avenue	2nd Alarm
4-Feb-19	403 Plainfield Street	2nd Alarm
27-Feb-19	133 Providence Street	3rd Alarm
4-Mar-19	10 Arch Street	2nd Alarm
12-Mar-19	1 Orms Street	2nd Alarm
25-Mar-19	29 Aurora Street	2nd Alarm
1-Apr-19	30 Fields Point	3rd Alarm
6-May-19	17 Gordon Avenue	2nd Alarm
22-May-19	15 Eaton Street	2nd Alarm
19-Jun-19	937 Chalkstone Avenue	2nd Alarm
29-Jun-19	40 Point Street - Manchester Power Plant	3rd Alarm
9-Jul-19	400 Reservoir Avenue	2nd Alarm
3-Aug-19	83 Homer Street	2nd Alarm
3-Aug-19	119 Regent Avenue	2nd Alarm
12-Aug-19	70 Fairmount Avenue	2nd Alarm
13-Aug-19	25 Tobey Street	2nd Alarm
11-Sep-19	215 Althea Street	4th Alarm
4-Oct-19	243 Smith Street	2nd Alarm
19-Oct-19	600 Mount Pleasant Avenue	2nd Alarm

PROVIDENCE FIRE DEPARTMENT

DIVISION OF EMS



2019 ANNUAL REPORT

STEVEN M. PARÉ
Commissioner of Public Safety
Acting Chief of Department

JORGE O. ELORZA
Mayor

**PROVIDENCE FIRE DEPARTMENT
2019 EMS DIVISION**

Runs by Provider Primary Impression

Provider Impression	# of Times	% of Times
Abdominal pain, generalized	1,700	5.646%
Acute abdomen	243	0.807%
Acute bronchitis, unspecified	5	0.017%
Acute bronchospasm	2	0.007%
Acute epiglottitis	1	0.003%
Acute pain, not elsewhere classified	1,799	5.974%
Adult, no findings or complaints	340	1.129%
Alcohol dependence with withdrawal, unspecified	262	0.870%
Alcohol use, unspecified	1,071	3.557%
Alcohol use, unspecified with intoxication	2,679	8.897%
Allergic Reaction	211	0.701%
Altered mental status	696	2.311%
Anaphylactic shock	3	0.010%
Anemia, unspecified	2	0.007%
Angina or Ischemic chest pain	66	0.219%
Angina, unstable	2	0.007%
Anxiety disorder, unspecified	453	1.504%
Appendicitis, acute	2	0.007%
Asthma with exacerbation	101	0.335%
Back Pain	1,010	3.354%
Bedridden	5	0.017%
Behavioral / psychiatric disorder	1,206	4.005%
Bipolar disorder, current episode manic without psychotic features	16	0.053%
Bipolar disorder, current episode manic without psychotic features, mild	11	0.037%
Bipolar disorder, current episode manic without psychotic features, unspecified	111	0.369%
Cancer, unspecified	16	0.053%
Cardiac Arrest	130	0.432%
Cardiac arrhythmia/dysrhythmia	132	0.438%
Chest pain on breathing	271	0.900%
Chest Pain, Other (non-cardiac)	141	0.468%
Chest pain, unspecified	1,043	3.464%
CHF	16	0.053%
Child, no findings or complaints	104	0.345%
Chronic pain, not elsewhere classified	243	0.807%
Cocaine related disorders	19	0.063%
Common cold	55	0.183%
Congenital deformity	2	0.007%
Constipation	36	0.120%
COPD with exacerbation	71	0.236%
Croup	3	0.010%
Decompression sickness (e.g. scuba diving or hyperbaric chamber related conditions)	1	0.003%
Dehydration	54	0.179%

**PROVIDENCE FIRE DEPARTMENT
2019 EMS DIVISION**

Runs by Provider Primary Impression

Provider Impression	# of Times	% of Times
Diabetes / Hyperglycemia	298	0.990%
Diabetes / HYPOGLYCEMIA	107	0.355%
Diarrhea	61	0.203%
Disruption of wound, unspecified	46	0.153%
Dizziness	420	1.395%
Encounter for general examination without complaint, suspected or reported diagnosis	26	0.086%
Epidural hemorrhage	9	0.030%
Esophageal obstruction	7	0.023%
Facial weakness	15	0.050%
Fever	288	0.956%
Foreign body in digestive system, part unspecified	5	0.017%
Foreign body in ear	4	0.013%
Foreign body in genitourinary tract, part unspecified	24	0.080%
Foreign body in respiratory tract, part unspecified	6	0.020%
Foreign body on external eye	5	0.017%
Frostbite, superficial of unspecified location	1	0.003%
Frostbite, with tissue necrosis of unspecified location	1	0.003%
Generalized anxiety disorder	173	0.575%
Generalized edema	8	0.027%
GERD	13	0.043%
Gross hematuria	1	0.003%
Gunshot	20	0.066%
Hallucinogen related disorders	9	0.030%
Head bleed	88	0.292%
Headache	441	1.465%
Health hazard contact or Suspected exposure	9	0.030%
Heat exhaustion, unspecified	10	0.033%
Heatstroke and sunstroke	1	0.003%
Hematemesis	25	0.083%
Hematuria	4	0.013%
Hemiplegia	1	0.003%
Hyperkalemia	1	0.003%
Hypertension	284	0.943%
Hypoglycemia, unspecified	111	0.369%
Hypotension	114	0.379%
Hypothermia	18	0.060%
Hypovolemia	2	0.007%
Influenza due to other identified influenza virus with pneumonia	33	0.110%
Influenza, unspecified	120	0.399%
Inhalant related disorders	1	0.003%
Injury of abdomen	37	0.123%
Injury of ankle	156	0.518%

**PROVIDENCE FIRE DEPARTMENT
2019 EMS DIVISION**

Runs by Provider Primary Impression

Provider Impression	# of Times	% of Times
Injury of ear	11	0.037%
Injury of elbow	20	0.066%
Injury of external genitals	5	0.017%
Injury of eye and orbit	30	0.100%
Injury of face	197	0.654%
Injury of foot	74	0.246%
Injury of forearm	85	0.282%
Injury of head	584	1.939%
Injury of hip	103	0.342%
Injury of lower back	161	0.535%
Injury of lower leg	245	0.814%
Injury of neck	183	0.608%
Injury of nose	16	0.053%
Injury of pelvis	4	0.013%
Injury of shoulder or upper arm	170	0.565%
Injury of thigh (upper leg)	42	0.139%
Injury of thorax (upper chest)	55	0.183%
Injury of wrist, hand, or fingers	172	0.571%
Injury, unspecified	79	0.262%
Labor and Delivery, uncomplicated delivery	4	0.013%
Localized edema	40	0.133%
Localized swelling, mass and lump, head	189	0.628%
Localized swelling, mass and lump, unspecified lower limb	88	0.292%
Localized swelling, mass and lump, unspecified upper limb	46	0.153%
Malaise	83	0.276%
Malaise and fatigue	80	0.266%
Manic episode without psychotic symptoms	42	0.139%
Manic episode without psychotic symptoms, mild	41	0.136%
Manic episode, severe with psychotic symptoms	31	0.103%
Melena	1	0.003%
Meningitis	1	0.003%
Metabolic disorder, unspecified	1	0.003%
Migraine	26	0.086%
Nausea	200	0.664%
Nausea and vomiting	609	2.022%
Nonspecific Inhalant disorders	3	0.010%
Non-ST elevation (NSTEMI) myocardial infarction	2	0.007%
Nose bleed	99	0.329%
Not Applicable	22	0.073%
Not Recorded	5	0.017%
Obstetric trauma, unspecified	2	0.007%
Obvious Death	169	0.561%

**PROVIDENCE FIRE DEPARTMENT
2019 EMS DIVISION**

Runs by Provider Primary Impression

Provider Impression	# of Times	% of Times
Ocular pain, unspecified eye	44	0.146%
Opioid related disorders	71	0.236%
Orthostatic hypotension	1	0.003%
Other	2,014	6.688%
Other anxiety disorders	104	0.345%
Other birth injuries to the newborn	2	0.007%
Other chest pain	201	0.668%
Other complications of labor and delivery, not elsewhere classified	3	0.010%
Other hypotension	4	0.013%
Other psychoactive substance abuse with intoxication	18	0.060%
Other psychoactive substance use, unspecified with psychoactive substance-induced psychotic disorder with hallucinations	7	0.023%
Other psychoactive substance use, unspecified with withdrawal delirium	10	0.033%
Other reduced mobility	34	0.113%
Other respiratory disorders	50	0.166%
Other stimulant abuse with stimulant-induced psychotic disorder with hallucinations	8	0.027%
Overdose/Drug Ingestion	1,130	3.753%
Paraplegia	3	0.010%
Pelvic and perineal pain	47	0.156%
Pneumonia, unspecified	15	0.050%
Pneumothorax	3	0.010%
Poisoning by other opioids, accidental (unintentional)	24	0.080%
Poor urinary stream	6	0.020%
Pre-eclampsia	1	0.003%
Pregnancy with contractions	108	0.359%
Preterm labor with preterm delivery	1	0.003%
Preterm labor without delivery	9	0.030%
Psychoactive substance related disorders, other	15	0.050%
Pulmonary edema, acute	1	0.003%
Pulmonary embolism	1	0.003%
Respiratory condition due to chemicals, gases, fumes, and vapors	8	0.027%
Respiratory disorder, unspecified	70	0.232%
Respiratory distress of newborn	3	0.010%
Respiratory distress, acute	65	0.216%
Respiratory failure, unspecified	5	0.017%
Seizures with status epilepticus	259	0.860%
Seizures without status epilepticus	581	1.929%
Septicemia or Sepsis	7	0.023%
Shortness of breath	1,427	4.739%
Sickle Cell Crisis	15	0.050%
ST elevation (STEMI) myocardial infarction of anterior wall	3	0.010%
ST elevation (STEMI) myocardial infarction of inferior wall	5	0.017%

**PROVIDENCE FIRE DEPARTMENT
2019 EMS DIVISION**

Runs by Provider Primary Impression

Provider Impression	# of Times	% of Times
ST elevation (STEMI) myocardial infarction of other sites	8	0.027%
Stroke	151	0.501%
Subdural hemorrhage, traumatic	3	0.010%
Suicide attempt	276	0.917%
Sunburn of first degree	7	0.023%
Sunburn of second degree	8	0.027%
Sunburn of third degree	1	0.003%
Syncope and collapse	489	1.624%
TIA	12	0.040%
Tooth pain	29	0.096%
Unspecified infectious disease	20	0.066%
Unspecified urinary incontinence	7	0.023%
Unspecified visual disturbance	11	0.037%
Urinary tract infection, site not specified	9	0.030%
Uterine or vaginal bleeding, abnormal	111	0.369%
Vertigo	12	0.040%
Vomiting due to pregnancy	11	0.037%
Weakness	1,207	4.008%
Total	30,112	100.000%

PROVIDENCE FIRE DEPARTMENT
2019 EMS DIVISION

Runs by Provider Secondary Impression

Provider Secondary Impression	# of Times	% of Times
Abdominal pain, generalized	36	0.120%
Abdominal pain, generalized, Back Pain	3	0.010%
Abdominal pain, generalized, Back Pain , Injury of lower leg, Injury of neck , Injury of shoulder or upper arm, Injury of thigh (upper leg)	1	0.003%
Abdominal pain, generalized, Headache	1	0.003%
Abdominal pain, generalized, Malaise and fatigue, Syncope and collapse	1	0.003%
Abdominal pain, generalized, Nausea	3	0.010%
Abdominal pain, generalized, Nausea and vomiting	1	0.003%
Abdominal pain, generalized, Other chest pain	2	0.007%
Abdominal pain, generalized, Shortness of breath	1	0.003%
Abdominal pain, generalized, Syncope and collapse	1	0.003%
Acute abdomen	6	0.020%
Acute abdomen, Back Pain	1	0.003%
Acute abdomen, Nausea and vomiting	1	0.003%
Acute abdomen, Nausea and vomiting , Shortness of breath	1	0.003%
Acute abdomen, Weakness	1	0.003%
Acute pain, not elsewhere classified	74	0.246%
Acute pain, not elsewhere classified, Back Pain	1	0.003%
Acute pain, not elsewhere classified, Diabetes / Hyperglycemia	1	0.003%
Acute pain, not elsewhere classified, Dizziness	1	0.003%
Acute pain, not elsewhere classified, Fever	3	0.010%
Acute pain, not elsewhere classified, Injury of head, Injury of lower leg, Injury of neck	1	0.003%
Adult, no findings or complaints	3	0.010%
Alcohol dependence with withdrawal, unspecified	10	0.033%
Alcohol dependence with withdrawal, unspecified, Dehydration	1	0.003%
Alcohol use, unspecified	17	0.056%
Alcohol use, unspecified, Nausea	1	0.003%
Alcohol use, unspecified with intoxication	78	0.259%
Alcohol use, unspecified with intoxication, Hypotension	2	0.007%
Alcohol use, unspecified with intoxication, Injury of head	2	0.007%
Alcohol use, unspecified with intoxication, Overdose/Drug Ingestion	1	0.003%
Alcohol use, unspecified with intoxication, Suicide attempt	1	0.003%
Allergic Reaction	2	0.007%
Altered mental status	34	0.113%
Altered mental status, Fever, Hypotension	1	0.003%
Altered mental status, Hypotension	1	0.003%
Altered mental status, Injury of face, Injury of nose	1	0.003%
Altered mental status, Localized swelling, mass and lump, head	1	0.003%
Altered mental status, Opioid related disorders	1	0.003%
Angina; or Ischemic chest pain	5	0.017%
Angina; or Ischemic chest pain, Dizziness , Nausea	1	0.003%
Angina, unstable	3	0.010%
Angina, unstable, Dizziness, Nausea	1	0.003%
Anxiety disorder, unspecified	25	0.083%
Anxiety disorder, unspecified, Dizziness	1	0.003%
Anxiety disorder, unspecified, Hypertension	2	0.007%
Appendicitis, acute	3	0.010%
Asthma with exacerbation	8	0.027%
Back Pain	22	0.073%
Back Pain, Fever	1	0.003%

PROVIDENCE FIRE DEPARTMENT
2019 EMS DIVISION

Runs by Provider Secondary Impression

Provider Secondary Impression	# of Times	% of Times
Back Pain, Fever, Headache	1	0.003%
Back Pain, Injury of face	1	0.003%
Back Pain, Injury of head, Injury of lower back	1	0.003%
Back Pain, Nausea and vomiting	1	0.003%
Back Pain, Other chest pain	1	0.003%
Back Pain, Pneumonia, unspecified	1	0.003%
Back Pain, Shortness of breath	1	0.003%
Back Pain, Weakness	2	0.007%
Bedridden	1	0.003%
Behavioral / psychiatric disorder	50	0.166%
Behavioral / psychiatric disorder, Chest Pain, Other (non-cardiac)	1	0.003%
Bipolar disorder, current episode manic without psychotic features, unspecified	1	0.003%
Cancer, unspecified	2	0.007%
Cancer, unspecified, Hypotension, Malaise	1	0.003%
Cardiac Arrest	3	0.010%
Cardiac Arrest, Injury of abdomen	1	0.003%
Cardiac arrhythmia/dysrhythmia	11	0.037%
Cardiac arrhythmia/dysrhythmia, Shortness of breath	1	0.003%
Chest pain on breathing	14	0.046%
Chest pain on breathing, Injury of forearm, Injury of wrist, hand, or fingers	1	0.003%
Chest pain on breathing, Opioid related disorders	1	0.003%
Chest Pain, Other (non-cardiac)	9	0.030%
Chest Pain, Other (non-cardiac), Injury of lower back, Injury of neck	1	0.003%
Chest Pain, Other (non-cardiac), Shortness of breath	1	0.003%
Chest pain, unspecified	15	0.050%
Chest pain, unspecified, Headache	1	0.003%
Chest pain, unspecified, Hypertension, Malaise	1	0.003%
Chest pain, unspecified, Shortness of breath	1	0.003%
Chest pain, unspecified, Syncope and collapse	1	0.003%
CHF	3	0.010%
Child, no findings or complaints	2	0.007%
Chronic pain, not elsewhere classified	11	0.037%
Chronic pain, not elsewhere classified, Headache	1	0.003%
Cocaine related disorders	3	0.010%
Common cold	1	0.003%
Common cold , Shortness of breath	1	0.003%
Constipation	5	0.017%
Constipation, Nausea and vomiting	1	0.003%
COPD with exacerbation	2	0.007%
COPD with exacerbation, Pneumonia, unspecified	1	0.003%
Dehydration	10	0.033%
Dehydration, Dizziness	1	0.003%
Dehydration, Nausea and vomiting	1	0.003%
Dehydration, Weakness	1	0.003%
Diabetes / Hyperglycemia	34	0.113%
Diabetes / Hyperglycemia, Diarrhea	1	0.003%
Diabetes / Hyperglycemia, Dizziness	2	0.007%
Diabetes / Hyperglycemia, Generalized anxiety disorder	1	0.003%
Diabetes / Hyperglycemia, Hypertension	1	0.003%
Diabetes / Hyperglycemia, Injury of shoulder or upper arm	1	0.003%

PROVIDENCE FIRE DEPARTMENT
2019 EMS DIVISION

Runs by Provider Secondary Impression

Provider Secondary Impression	# of Times	% of Times
Diabetes / Hyperglycemia, Nausea and vomiting	1	0.003%
Diabetes / Hyperglycemia, Poisoning by other opioids, accidental (unintentional)	1	0.003%
Diabetes / Hyperglycemia, Weakness	1	0.003%
Diabetes / HYPOGLYCEMIA	2	0.007%
Diarrhea	36	0.120%
Diarrhea, Dizziness	2	0.007%
Diarrhea, Headache	2	0.007%
Diarrhea, Headache, Nausea and vomiting	1	0.003%
Diarrhea, Hypotension	1	0.003%
Diarrhea, Nausea, Weakness	1	0.003%
Diarrhea, Nausea and vomiting	11	0.037%
Diarrhea, Weakness	3	0.010%
Disruption of wound, unspecified	1	0.003%
Disruption of wound, unspecified, Fever	1	0.003%
Dizziness	67	0.223%
Dizziness, Headache	1	0.003%
Dizziness, Headache , Nausea	1	0.003%
Dizziness, Hypotension	1	0.003%
Dizziness, Malaise	1	0.003%
Dizziness, Nausea	5	0.017%
Dizziness, Nausea and vomiting	3	0.010%
Dizziness, Syncope and collapse	1	0.003%
Dizziness, Vomiting due to pregnancy	1	0.003%
Dizziness, Weakness	1	0.003%
Encounter for general examination without complaint, suspected or reported diagnosis	1	0.003%
Epidural hemorrhage	1	0.003%
Facial weakness	1	0.003%
Fever	19	0.063%
Foreign body in ear	1	0.003%
Foreign body in genitourinary tract, part unspecified	1	0.003%
Foreign body in genitourinary tract, part unspecified, Urinary tract infection, site not specified	1	0.003%
Generalized anxiety disorder	11	0.037%
Generalized anxiety disorder, Malaise and fatigue	1	0.003%
Generalized edema	4	0.013%
Generalized edema, Pulmonary edema, acute	1	0.003%
GERD	1	0.003%
Head bleed	3	0.010%
Head bleed, Hypoglycemia, unspecified	1	0.003%
Headache	35	0.116%
Headache, Hypertension	1	0.003%
Headache, Injury of neck	1	0.003%
Headache, Injury of shoulder or upper arm	1	0.003%
Headache, Nausea	1	0.003%
Headache, Nausea and vomiting	1	0.003%
Headache, Nose bleed	1	0.003%
Headache, Overdose/Drug Ingestion	1	0.003%
Health hazard contact; or Suspected exposure	1	0.003%
Heat exhaustion, unspecified	1	0.003%
Hematemesis	2	0.007%
Hypertension	31	0.103%

PROVIDENCE FIRE DEPARTMENT
2019 EMS DIVISION

Runs by Provider Secondary Impression

Provider Secondary Impression	# of Times	% of Times
Hypertension, Malaise and fatigue	1	0.003%
Hypertension, Nausea	3	0.010%
Hypertension, Nausea and vomiting	2	0.007%
Hypoglycemia, unspecified	5	0.017%
Hypoglycemia, unspecified, Injury of forearm	1	0.003%
Hypoglycemia, unspecified, Nausea	1	0.003%
Hypotension	17	0.056%
Hypotension, Injury of head	1	0.003%
Hypotension, Injury of shoulder or upper arm	1	0.003%
Hypotension, Nausea and vomiting	1	0.003%
Hypotension, Syncope and collapse	1	0.003%
Hypothermia	3	0.010%
Influenza, unspecified	5	0.017%
Influenza, unspecified, Pneumonia, unspecified	1	0.003%
Injury of abdomen	6	0.020%
Injury of abdomen, Injury of thigh (upper leg)	1	0.003%
Injury of ankle	4	0.013%
Injury of ankle, Injury of elbow, Injury of foot, Injury of head, Injury of thigh (upper leg), Injury of wri	1	0.003%
Injury of ankle, Injury of elbow, Injury of lower back	1	0.003%
Injury of elbow	4	0.013%
Injury of elbow, Injury of forearm	1	0.003%
Injury of elbow, Injury of forearm, Injury of lower back, Injury of shoulder or upper arm, Injury of wri	1	0.003%
Injury of elbow, Injury of lower leg	1	0.003%
Injury of elbow, Injury, unspecified	1	0.003%
Injury of eye and orbit	1	0.003%
Injury of eye and orbit, Nausea	1	0.003%
Injury of eye and orbit, Ocular pain, unspecified eye	1	0.003%
Injury of face	19	0.063%
Injury of face, Injury of head , Injury of neck , Injury of wrist, hand, or fingers	1	0.003%
Injury of face, Injury of head , Injury of shoulder or upper arm, Injury of thigh (upper leg), Injury, unspecified	1	0.003%
Injury of face, Injury of nose	2	0.007%
Injury of face, Localized swelling, mass and lump, head	1	0.003%
Injury of foot	3	0.010%
Injury of forearm	7	0.023%
Injury of forearm, Injury of lower back	1	0.003%
Injury of forearm, Injury of shoulder or upper arm	2	0.007%
Injury of head	23	0.076%
Injury of head, Injury of neck , Injury of thorax (upper chest)	1	0.003%
Injury of head, Injury of nose	1	0.003%
Injury of head, Localized swelling, mass and lump, head	5	0.017%
Injury of head, Overdose/Drug Ingestion	1	0.003%
Injury of hip	6	0.020%
Injury of hip, Injury of neck , Injury of wrist, hand, or fingers	1	0.003%
Injury of hip Injury of thigh (upper leg)	1	0.003%
Injury of lower back	24	0.080%
Injury of lower back, Injury of lower leg , Injury of wrist, hand, or fingers	1	0.003%
Injury of lower back, Injury of neck	4	0.013%
Injury of lower back, Injury of neck , Injury of thigh (upper leg)	1	0.003%
Injury of lower back, Injury of wrist, hand, or fingers	1	0.003%

PROVIDENCE FIRE DEPARTMENT
2019 EMS DIVISION

Runs by Provider Secondary Impression

Provider Secondary Impression	# of Times	% of Times
Injury of lower leg	16	0.053%
Injury of lower leg, Injury of shoulder or upper arm, Injury of wrist, hand, or fingers	1	0.003%
Injury of lower leg, Injury of wrist, hand, or fingers	1	0.003%
Injury of lower leg, Localized swelling, mass and lump, left upper limb	1	0.003%
Injury of lower leg, Other anxiety disorders	1	0.003%
Injury of neck	25	0.083%
Injury of neck , Injury of shoulder or upper arm	3	0.010%
Injury of neck , Injury, unspecified	1	0.003%
Injury of nose	1	0.003%
Injury of shoulder or upper arm	13	0.043%
Injury of shoulder or upper arm, Injury of wrist, hand, or fingers	1	0.003%
Injury of shoulder or upper arm, Localized swelling, mass and lump, head, Localized swelling, mass and lump, unspecified lower limb	1	0.003%
Injury of thigh (upper leg)	3	0.010%
Injury of thigh (upper leg), Localized swelling, mass and lump, head	1	0.003%
Injury of thorax (upper chest)	3	0.010%
Injury of wrist, hand, or fingers	12	0.040%
Injury, unspecified	4	0.013%
Injury, unspecified, Septicemia; or Sepsis	1	0.003%
Localized edema	1	0.003%
Localized swelling, mass and lump, head	31	0.103%
Localized swelling, mass and lump, left upper limb	4	0.013%
Localized swelling, mass and lump, unspecified lower limb	9	0.030%
Localized swelling, mass and lump, unspecified upper limb	2	0.007%
Malaise	16	0.053%
Malaise and fatigue	22	0.073%
Malaise and fatigue , Nausea and vomiting	1	0.003%
Manic episode without psychotic symptoms	2	0.007%
Manic episode without psychotic symptoms, mild	2	0.007%
Manic episode, severe with psychotic symptoms	4	0.013%
Migraine	4	0.013%
Migraine, Syncope and collapse	1	0.003%
Migraine, Vertigo	1	0.003%
Nausea	75	0.249%
Nausea, Nausea and vomiting	2	0.007%
Nausea, Other chest pain	1	0.003%
Nausea, Weakness	3	0.010%
Nausea and vomiting	129	0.428%
Nausea and vomiting, Other chest pain	1	0.003%
Nausea and vomiting, Shortness of breath	1	0.003%
Nausea and vomiting, Syncope and collapse	1	0.003%
Nausea and vomiting , Vomiting due to pregnancy	1	0.003%
Nausea and vomiting , Weakness	1	0.003%
Nose bleed	3	0.010%
Not Applicable	2	0.007%
Not Recorded	3	0.010%
Obvious Death	1	0.003%
Opioid related disorders	11	0.037%
Other	28,352	94.155%
Other anxiety disorders	12	0.040%

PROVIDENCE FIRE DEPARTMENT
2019 EMS DIVISION

Runs by Provider Secondary Impression

Provider Secondary Impression	# of Times	% of Times
Other chest pain	18	0.060%
Other psychoactive substance abuse with intoxication	5	0.017%
Other psychoactive substance use, unspecified with psychoactive substance-induced psychotic disorder with hallucinations	1	0.003%
Other psychoactive substance use, unspecified with withdrawal delirium	1	0.003%
Other reduced mobility	1	0.003%
Other respiratory disorders	3	0.010%
Other stimulant abuse with stimulant-induced psychotic disorder with hallucinations	2	0.007%
Overdose/Drug Ingestion	45	0.149%
Overdose/Drug Ingestion, Suicide attempt	1	0.003%
Pelvic and perineal pain	3	0.010%
Pneumonia, unspecified	4	0.013%
Poisoning by other opioids, accidental (unintentional)	6	0.020%
Quadriplegia	1	0.003%
Respiratory condition due to chemicals, gases, fumes, and vapors	1	0.003%
Respiratory disorder, unspecified	2	0.007%
Respiratory distress, acute	4	0.013%
Respiratory failure, unspecified	2	0.007%
Seizures with status epilepticus	3	0.010%
Seizures without status epilepticus	11	0.037%
Septicemia or Sepsis	1	0.003%
Shortness of breath	69	0.229%
Sickle Cell Crisis	1	0.003%
ST elevation (STEMI) myocardial infarction of inferior wall	2	0.007%
Stroke	5	0.017%
Suicide attempt	24	0.080%
Syncope and collapse	18	0.060%
Tooth pain	1	0.003%
Unspecified infectious disease	1	0.003%
Unspecified urinary incontinence	1	0.003%
Unspecified visual disturbance	2	0.007%
Urinary tract infection, site not specified	3	0.010%
Uterine or vaginal bleeding, abnormal	7	0.023%
Vertigo	1	0.003%
Vomiting due to pregnancy	4	0.013%
Weakness	45	0.149%
Total	30,112	100.000%

PROVIDENCE FIRE DEPARTMENT 2019 EMS DIVISION

Transports to Area Hospitals

Destination	# of Runs	% of Runs
Behavioral Health Link	56	0.19%
Hasbro Children's Hospital	1,763	5.85%
Hospital Not Listed	56	0.19%
Kent Hospital	46	0.15%
Miriam Hospital	3,599	11.95%
Not Applicable	22	0.07%
Not Recorded	1	0.00%
Not Reporting	6	0.02%
Other	3,934	13.06%
Providence Community Health Center	68	0.23%
Rhode Island Hospital	14,571	48.39%
Roger Williams Medical Center	4,561	15.15%
St. Joseph's Hospital - Fatima Unit	623	2.07%
VA Medical Center	284	0.94%
Women & Infants Hospital	522	1.73%
Total	30,112	100.00%

PROVIDENCE FIRE DEPARTMENT
2019 EMS DIVISION

Runs by Primary Symptom

Primary Symptom	# of Times	% of Times
40 weeks gestation of pregnancy	59	0.196%
Abdominal distension (gaseous)	70	0.232%
Abdominal pregnancy	80	0.266%
Abdominal rigidity	28	0.093%
Abdominal tenderness	328	1.089%
Abnormal Involuntary Movements, unspecified	5	0.017%
Acute abdomen	243	0.807%
Acute Sore Throat	19	0.063%
Alcohol abuse with intoxication, uncomplicated	2,822	9.372%
Alcohol abuse, uncomplicated	778	2.584%
Allergy, unspecified	96	0.319%
Allergy, unspecified, initial encounter	23	0.076%
Altered mental status	1,669	5.543%
Anaphylactic shock, unspecified, initial encounter	5	0.017%
Anorexia	1	0.003%
Anxiety or Worries	534	1.773%
Aphasia	2	0.007%
Apnea	4	0.013%
Ascites	1	0.003%
Ataxia	1	0.003%
Attention and concentration deficit	1	0.003%
Behavior, Over activity	93	0.309%
Behavior, Slowness and poor responsiveness	29	0.096%
Behavior, Strange and inexplicable	340	1.129%
Belching	3	0.010%
Bipolar disorder, current episode manic without psychotic features	41	0.136%
Bipolar disorder, current episode manic without psychotic features, mild	25	0.083%
Blood in sputum	10	0.033%
Cachexia or Wasting syndrome	1	0.003%
Cardiac arrest	43	0.143%
Cardiac arrest due to other underlying condition	23	0.076%
Cardiac arrest, cause unspecified	74	0.246%
Carpopedal spasm or Muscle spasm, involuntary	1	0.003%
Chills (without fever)	39	0.130%
Coma, unspecified	1	0.003%
Combative or violent behavior	132	0.438%
Confusion or Disorientation	48	0.159%
Constipation	23	0.076%
Cough	132	0.438%
Cramp and spasm	26	0.086%
Cyanosis	4	0.013%
Demoralization and apathy	7	0.023%
Diabetes mellitus due to underlying condition	61	0.203%
Diarrhea	76	0.252%
Drowsiness	18	0.060%

PROVIDENCE FIRE DEPARTMENT
2019 EMS DIVISION

Runs by Primary Symptom

Primary Symptom	# of Times	% of Times
Dry mouth	5	0.017%
Dysphagia	1	0.003%
Dyspnea	16	0.053%
Dysuria or Urine, difficulty	12	0.040%
Eclampsia in pregnancy	1	0.003%
Ectopic pregnancy	1	0.003%
Edema, local (pitting)	14	0.046%
Edema, unspecified	15	0.050%
Emotional stress, unspecified	148	0.491%
Epistaxis	48	0.159%
Essential (primary) hypertension	166	0.551%
Excessive crying (non-infant)	2	0.007%
Excessive crying, infant	15	0.050%
Excessive sweating or Night sweats or Diaphoresis	28	0.093%
Excessive thirst	2	0.007%
Facial droop	11	0.037%
False labor	6	0.020%
Fatigue	39	0.130%
Fecal incontinence	4	0.013%
Feeding difficulties	8	0.027%
Fever	278	0.923%
Flushing	4	0.013%
Food in respiratory tract, part unspecified causing other injury	1	0.003%
Gait, Ataxic	1	0.003%
Gait, Limp Gait or Difficulty Walking	15	0.050%
Gait, Other Abnormalities of Gait and Mobility	17	0.056%
Hallucinations, Auditory	9	0.030%
Hallucinations, Visual	9	0.030%
Hearing Loss, unspecified ear	3	0.010%
Heartburn	8	0.027%
Hematemesis or Vomiting, blood	53	0.176%
Hematuria or Urine, blood in	41	0.136%
Hemiplegia	2	0.007%
Hemiplegia and hemiparesis	1	0.003%
Hemorrhage or Bleeding	717	2.381%
Hiccough	2	0.007%
Hives	20	0.066%
Homicidal ideations	14	0.046%
Hyperglycemia, unspecified	192	0.638%
Hyperventilation	14	0.046%
Hypoglycemia, unspecified	133	0.442%
Hypotension	9	0.030%
Hypotension, unspecified	25	0.083%
Injury, unspecified	90	0.299%
Injury, unspecified, initial encounter	1	0.003%

PROVIDENCE FIRE DEPARTMENT
2019 EMS DIVISION

Runs by Primary Symptom

Primary Symptom	# of Times	% of Times
Insomnia	7	0.023%
Irregular menstruation	2	0.007%
Irritability and anger	2	0.007%
Itching	15	0.050%
Jaundice	1	0.003%
Light-headedness	211	0.701%
Low self-esteem	1	0.003%
Malaise	130	0.432%
Manic episode without psychotic symptoms, mild	66	0.219%
Manic episode, severe with psychotic symptoms	37	0.123%
Monoplegia or Paralysis of one lower limb	1	0.003%
Nasal congestion	26	0.086%
Nausea	509	1.690%
Need for assistance with personal care	16	0.053%
Need for continuous supervision	3	0.010%
Nervousness	13	0.043%
Not Applicable	40	0.133%
Not Recorded	4	0.013%
Obvious Death	171	0.568%
Opioid abuse	366	1.215%
Opioid abuse with intoxication	194	0.644%
Opioid abuse with intoxication, uncomplicated	49	0.163%
Opioid dependence	20	0.066%
Opioid dependence, uncomplicated	9	0.030%
Opioid related disorders	38	0.126%
Opioid use, unspecified with intoxication, uncomplicated	34	0.113%
Opioid use, unspecified, uncomplicated	37	0.123%
Orthostatic hypotension	1	0.003%
Other	2,015	6.692%
Other allergy	21	0.070%
Other and unspecified allergy	11	0.037%
Other anxiety disorders	108	0.359%
Other chest pain	962	3.195%
Other foreign object in esophagus causing other injury	1	0.003%
Other hypoglycemia	12	0.040%
Other hypotension	2	0.007%
Other hypotension	1	0.003%
Other respiratory disorders	165	0.548%
Ovulation bleeding	3	0.010%
Pain, Abdomen Lower (localized)	295	0.980%
Pain, Abdomen Upper (localized)	126	0.418%
Pain, Abdominal (general)	782	2.597%
Pain, Anterior chest-wall	119	0.395%
Pain, Back	1,181	3.922%
Pain, Chest (cardiac)	538	1.787%

PROVIDENCE FIRE DEPARTMENT
2019 EMS DIVISION

Runs by Primary Symptom

Primary Symptom	# of Times	% of Times
Pain, Chest on breathing	192	0.638%
Pain, Ear	28	0.093%
Pain, Epigastric	20	0.066%
Pain, Eye	84	0.279%
Pain, Headache	998	3.314%
Pain, Intercostal (rib)	34	0.113%
Pain, Jaw	49	0.163%
Pain, Pelvic and Perineal	114	0.379%
Pain, Periumbilical	3	0.010%
Pain, Throat	51	0.169%
Pain, unspecified	3,026	10.049%
Palpitations	76	0.252%
Paraplegia	1	0.003%
Periodic Breathing ; or Cheyne-Stokes Breathing ; or Abnormal breathing pattern	99	0.329%
Person with feared health complaint in whom no diagnosis is made	232	0.770%
Poisoning by heroin, undetermined	14	0.046%
Poisoning by other opioids, accidental (unintentional)	23	0.076%
Primary thunderclap headache	5	0.017%
Psychotic disorder with hallucinations due to known physiological condition	70	0.232%
Repeated falls	140	0.465%
Respiratory arrest	10	0.033%
Restlessness and agitation	12	0.040%
Secondary hypertension, unspecified	60	0.199%
Seizure (convulsive)	659	2.188%
Seizure, febrile	45	0.149%
Seizure: Absence, Partial, Grand Mal (Tonic/Clonic)	131	0.435%
Shock, Cardiogenic	1	0.003%
Shock, Hypovolemic	8	0.027%
Shortness of breath	1,594	5.294%
Skin, Burning, Prickly, Tingling Sensation	46	0.153%
Skin, Decreased Sensation	1	0.003%
Skin, Numbness	85	0.282%
Skin, other texture changes	24	0.080%
Skin, Rash	26	0.086%
Skin, Swelling, Mass, or Lump	263	0.873%
Slurred speech	15	0.050%
Sneezing	2	0.007%
Snoring	2	0.007%
Stridor	2	0.007%
Stroke/CVA	88	0.292%
Stupor or Semicoma	3	0.010%
Suicidal ideations	729	2.421%
Syncope and collapse	506	1.680%
TIA	4	0.013%
Toothache	14	0.046%

**PROVIDENCE FIRE DEPARTMENT
2019 EMS DIVISION**

Runs by Primary Symptom

Primary Symptom	# of Times	% of Times
Tremor, involuntary	31	0.103%
Twitching	3	0.010%
Unspecified foreign body in trachea causing other injury	3	0.010%
Urine incontinence	8	0.027%
Urine retention	28	0.093%
Urine, excessive	3	0.010%
Vaginal Bleeding and Abnormal Urine	88	0.292%
Visual Discomfort / Photophobia	5	0.017%
Visual Disturbance	9	0.030%
Visual Loss	4	0.013%
Vomiting	466	1.548%
Vomiting, Projectile	8	0.027%
Weakness	1,264	4.198%
Weight, loss (abnormal)	3	0.010%
Wheezing	35	0.116%
Total	30,112	100.000%

**PROVIDENCE FIRE DEPARTMENT
2019 EMS DIVISION**

Treatments Provided

Procedure	# of Times	% of Times
12 Lead ECG Obtained	305	0.989%
3 Lead ECG Obtained	87	0.282%
Airway Opened	5	0.016%
Bagged Ventilations (via Mask)	37	0.120%
Bagged Ventilations (via Tube)	9	0.029%
Cardiopulmonary Resuscitation (Manual)	11	0.036%
Cardiopulmonary Resuscitation (Mechanical Device)	20	0.065%
Cardioversion	1	0.003%
Cervical Collar Applied for Stabilization	119	0.386%
Contact Medical Control	5	0.016%
CPAP	13	0.042%
Defibrillation (Manual)	18	0.058%
Electrocardiographic monitoring	211	0.684%
ETCO2 Digital Capnography	29	0.094%
Extremity Vein Catheterization	1,239	4.019%
General Wound Care	39	0.127%
Intraosseous Cannulation	32	0.104%
Intubation (Orotracheal Through Laryngeal Mask Airway)	1	0.003%
Intubation (Orotracheal)	9	0.029%
Laryngeal Mask Airway Insertion	9	0.029%
Laryngoscopy (Direct)	2	0.006%
Monitoring of Preexisting Devices and Interventions	2	0.006%
Nasopharyngeal Airway Insertion	4	0.013%
Occlusive Dressing Application	1	0.003%
Oropharyngeal Airway Insertion	9	0.029%
Other	28,532	92.555%
Patient Assessment	24	0.078%
Patient Cooling (Cold Pack or General)	15	0.049%
Patient Warming (Warm Pack or General)	1	0.003%
Pressure Dressing Application	6	0.019%
Spinal Immobilization (Cervical)	7	0.023%
Splinting (General)	9	0.029%
Splinting (Pelvic Binder/Sling)	2	0.006%
Splinting (Traction)	1	0.003%

**PROVIDENCE FIRE DEPARTMENT
2019 EMS DIVISION**

Treatments Provided

Procedure	# of Times	% of Times
Suction Airway	6	0.019%
Tourniquet Application	1	0.003%
Vagal Maneuver	1	0.003%
Venous Catheter Removal	1	0.003%
Venous Puncture for Blood Draw	1	0.003%
Wound Irrigation	3	0.010%
Total	30,827	100.000%

**PROVIDENCE FIRE DEPARTMENT
2019 EMS DIVISION**

Procedures Administered


Procedure	# of Times	% of Times
12 Lead ECG Obtained	305	0.989%
3 Lead ECG Obtained	87	0.282%
Airway Opened	5	0.016%
Bagged Ventilations (via Mask)	37	0.120%
Bagged Ventilations (via Tube)	9	0.029%
Cardiopulmonary Resuscitation (Manual)	11	0.036%
Cardiopulmonary Resuscitation (Mechanical Device)	20	0.065%
Cardioversion	1	0.003%
Cervical Collar Applied for Stabilization	119	0.386%
Contact Medical Control	5	0.016%
CPAP	13	0.042%
Defibrillation (Manual)	18	0.058%
Electrocardiographic monitoring	211	0.684%
ETCO2 Digital Capnography	29	0.094%
Extremity Vein Catheterization	1,239	4.019%
General Wound Care	39	0.127%
Intraosseous Cannulation	32	0.104%
Intubation (Orotracheal Through Laryngeal Mask Airway)	1	0.003%
Intubation (Orotracheal)	9	0.029%
Laryngeal Mask Airway Insertion	9	0.029%
Laryngoscopy (Direct)	2	0.006%
Monitoring of Preexisting Devices and Interventions	2	0.006%
Nasopharyngeal Airway Insertion	4	0.013%
Occlusive Dressing Application	1	0.003%
Oropharyngeal Airway Insertion	9	0.029%
Other	28,532	92.555%
Patient Assessment	24	0.078%
Patient Cooling (Cold Pack or General)	15	0.049%
Patient Warming (Warm Pack or General)	1	0.003%
Pressure Dressing Application	6	0.019%
Spinal Immobilization (Cervical)	7	0.023%
Splinting (General)	9	0.029%
Splinting (Pelvic Binder/Sling)	2	0.006%
Splinting (Traction)	1	0.003%
Suction Airway	6	0.019%
Tourniquet Application	1	0.003%
Vagal Maneuver	1	0.003%

**PROVIDENCE FIRE DEPARTMENT
2019 EMS DIVISION**

Procedures Administered

Procedure	# of Times	% of Times
Venous Catheter Removal	1	0.003%
Venous Puncture for Blood Draw	1	0.003%
Wound Irrigation	3	0.010%
Total	30,827	100.000%

Providence Fire Department Fire Prevention Division



2019 Annual Report

STEVEN M. PARE
Commissioner of Public Safety
Acting Chief of Department

JORGE O. ELORZA
Mayor

Steven M. Pare
 Commissioner of Public Safety
 Acting Chief of Department



JORGE O. ELORZA
 Mayor

Capt. Andrew Went
 Fire Prevention Captain

Fire Prevention Bureau
"Smoke Detectors Save Lives"

The Fire Prevention Bureau is a division of the Providence Fire Department. The primary responsibility of the Fire Prevention Bureau is to promote fire prevention and awareness which is essential to the department's overall mission. Some of the core functions of the Fire Prevention Bureau include plan review, code enforcement and inspections, public education, and fire investigations. All inspectors, plan reviewers, and investigators in the division are licensed as Assistant Deputy State Fire Marshals in order to enforce the code. In February 2019, the state adopted a new Fire Safety Code based on the 2015 editions of NFPA 1 and 101.

Plan Review

The Fire Prevention Bureau conducts plan reviews for new construction and renovation to ensure compliance with the Rhode Island Fire and Life Safety Codes, including fire rated construction, egress features, emergency lighting, and fire alarm and sprinkler systems. Throughout construction, Fire Prevention Bureau personnel make on-site inspections to ensure that as-built conditions reflect what was approved during the plan review process. Upon completion, life safety and fire alarm inspectors participate in issuance of certificates of occupancy. In 2019, several large multi-year projects were closed out, including Homewood Suites Providence Downtown, Residence Inn Providence Downtown, Riverhouse Apartments, Station Row Apartments, Sea3 Propane, a Rhode Island School of Design dormitory, Amazon Fulfillment Center, and Gotham Greens.

COMMERCIAL PLAN REVIEW			RESIDENTIAL PLAN REVIEW			TENT PERMIT REVIEW		
MONTH	AMOUNT	NUMBER	MONTH	AMOUNT	NUMBER	MONTH	AMOUNT	NUMBER
January	\$16,390.87	46	January	\$3,400.00	20	January	\$100.00	1
February	\$17,873.00	33	February	\$2,175.00	13	February	\$0	0
March	\$68,021.00	37	March	\$2,125.00	13	March	\$800.00	6
April	\$234,604.00	73	April	\$4,875.00	27	April	\$2,100.00	18
May	\$51,196.00	58	May	\$3,475.00	23	May	\$7,400.00	20
June	\$84,564.00	53	June	\$5,575.00	33	June	\$2,900.00	19
July	\$42,998.00	66	July	\$4,700.00	31	July	\$1,800.00	15
August	\$61,699.00	54	August	\$3,700.00	24	August	\$1,600.00	16
September	\$22,924.00	62	September	\$6,950.00	31	September	\$4,100.00	29
October	\$37,173.00	45	October	\$6,000.00	28	October	\$3,200.00	19
November	\$36,097.00	51	November	\$5,000.00	32	November	\$1,100.00	9
December	\$21,515.00	45	December	\$9,250.00	30	December	\$400.00	3
TOTAL	\$695,054.87	623	TOTAL	\$57,225.00	305	TOTAL	\$25,500.00	155

Residential plan reviews are conducted for new 120 volt smoke and carbon monoxide detection systems required by the Rhode Island Life Safety Code.

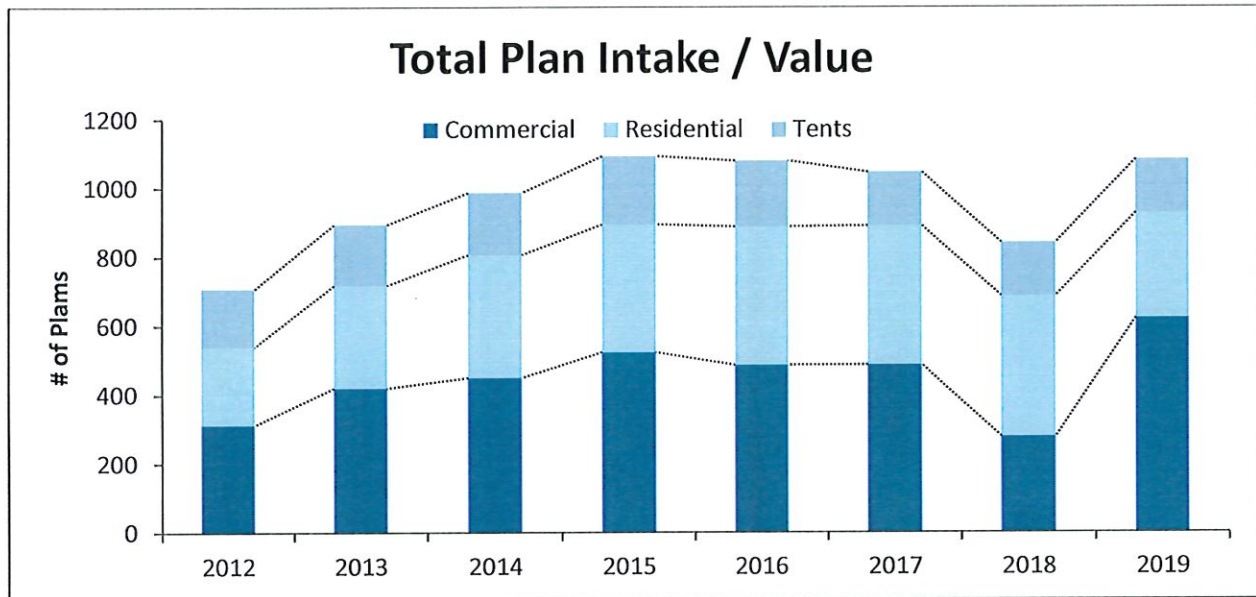
Steven M. Pare
Commissioner of Public Safety
Acting Chief of Department

Capt. Andrew Went
Fire Prevention Captain



JORGE O. ELORZA
Mayor

Fire Prevention Bureau
"Smoke Detectors Save Lives"



The total amount collected from residential and commercial plan review and tent permits in 2019 was \$777,879.87

Fire and Life Safety Code Enforcement and Inspections

The Rhode Island Fire and Life Safety Codes require that certain occupancies be inspected on an annual basis. It places particular emphasis on the safe operation of certain occupancies, including nightclubs, places of assembly, schools, and apartment buildings. Additionally, the Rhode Island Life Safety Code requires all one, two and three-family residential properties to be inspected for smoke and carbon monoxide detection prior to their sale. The Fire Prevention Bureau also performs inspections at the request of the Providence Board of Licenses to ensure that establishments licensed for operation by the City are in compliance with the Fire and Life Safety Codes.

The Fire Prevention Bureau receives numerous complaints every year about potentially unsafe conditions and fire code violations. Each of these complaints is followed up on by a Fire Inspector, and sometimes involves coordination with other officials from the City's Code Enforcement Division. Mitigating complaints is crucial to preventing loss of life from fire and other hazards.

In 2019 Fire Prevention Division conducted 2,379 residential smoke and carbon monoxide inspections. 318 additional inspections conducted for various licenses such as food, liquor, motor vehicle repair, entertainment, auto repair and holiday vending.

Fire Investigation

Providence Fire and Arson Investigators conducted 318 cause-and-origin investigations in 2019. Of these, 172 were building fires, 96 were vehicle fires and 50 were miscellaneous fire incidents that included electrical problems, boiler

Steven M. Pare
Commissioner of Public Safety
Acting Chief of Department

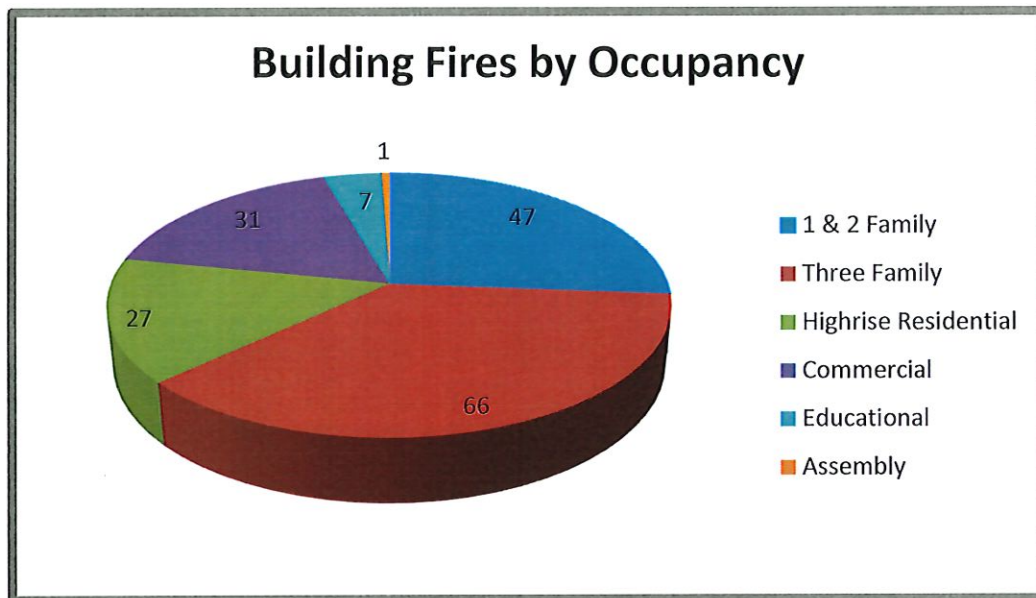


JORGE O. ELORZA
Mayor

Capt. Andrew Went
Fire Prevention Captain

Fire Prevention Bureau
"Smoke Detectors Save Lives"

malfunctions, outside fires, and 2 boat fires in drydock. By occupancy type, fires occurred in 47 residential one and two family, 66 multifamily, 27 highrise, 31 commercial, 7 educational, 1 assembly buildings.



The Department's Arson Squad assists in the investigation of multi-alarm fires, fires of suspected incendiary origin, and fires involving burn injuries or death. In 2019, there were 13 burn injuries to citizens and 2 fire related civilian deaths in Providence.

The Arson Squad maintains a relationship with Providence Police, the State Fire Marshal's office, local offices of the FBI and AFT, along with fire investigators in the surrounding cities and towns. To help further enhance the squad's investigation capabilities, an accelerant detection canine, K9 Wizard, was obtained through the State Farm Arson Dog Program in 2019.

Public Education

The Providence Fire Department participated in a wide range of formal public education and outreach activities in 2019. It is the mission to educate our community along the entire lifespan about fire safety, healthy living and fire prevention. Education was presented through daycares, high-rises and apartment buildings, private and Public schools, community organizations as well as special events. At these events, members of the Fire Prevention Bureau distributed various educational materials, coloring books, and other fire safety messages. Fire apparatus were sent to numerous Touch-A-Truck events.

Free smoke and carbon monoxide alarms are available for distribution to those in need throughout the community from the Fire Prevention Bureau. In 2019, a \$20,000 grant was given to the Providence Fire Department from the Hartford Insurance Company to conduct an outreach program in collaboration with the Providence Schools. Building fire records were evaluated to conduct a risk assessment of neighborhoods served by the elementary schools, and smoke alarms were obtained and distributed to school children in the areas found to be at highest risk.

Steven M. Pare
Commissioner of Public Safety
Acting Chief of Department

Capt. Andrew Went
Fire Prevention Captain




JORGE O. ELORZA
Mayor

Fire Prevention Bureau
"Smoke Detectors Save Lives"

Special Events and Fire Details

The Fire Prevention Division participated in review and approval for permits for 224 special events, to which an estimated 600,000 people attended in 2019. Some of the larger events included PVD Fest, Pride, July 4th fireworks, Waterfires, events at the colleges, festivals on Atwells Avenue, Wickenden Street, and Hope Street, and First Night. Some of our participation included reviewing the events to ensure emergency vehicle access, fire code compliance, safe egress and crowd sizes, operational checks of food trucks and tents, oversight of fireworks and flame effects. In 2019, firefighters and alarm technicians covered approximately 2400 details.

PROVIDENCE FIRE DEPARTMENT DIVISION OF TRAINING



2019 ANNUAL REPORT

STEVEN M. PARÉ
Commissioner of Public Safety
Acting Chief of Department

JORGE O. ELORZA
Mayor

2019 Providence Fire Department Division of Training Activity Report

January:

- Probationary Evaluations for 52nd Academy Received
- Training Reports for all Companies Received
- Trained Instructors for EVOC Training
- EVOC Training Materials Received
- Oversaw Ice Rescue Drills
- Held meeting for 1521, 1021 and 1041 Training with State Fire Academy
- Obtained pricing for 1521 Training Books
- Contacted Department of Health for Radiological Training
- Sent new test information to Testing Company
- Classroom EVOC Training began
- January Monthly Training Complied and Sent to Members

February:

- Probationary Evaluations for 52nd Academy Received
- Training Reports for all Companies Received
- GPM Discharge Test All Companies
- EVOC Classroom Training
- Announcement of 1521 Class
- 1521 Books Received
- Rescue I.C. Agenda Sent
- Coordinated information for Relocation of DOT
- 1521 Class 1 and 2 Began
- Oversee reprogramming of Laptops
- Rescue Officers School Begins
- Booked Safety Complex for Upcoming Half Point School
- February Monthly Training Complied and Sent to Members

March:

- Probationary Evaluations for 52nd Academy Received
- Training Reports for all Companies Received
- Rescue Officers School Continues
- Meeting for AMTRAK Half Point School
- EVOC Classroom Continued
- Half Point School Announced (AMTRAK)
- March Monthly Training Compiled and Sent to members
- Meeting with State Fire Training Academy
- Register Members for Half Point School
- Fire Captain's Test Announced
- Attended Sprinkler Training at Johnson Control
- Received Training Books for 1021 & 1041 Classes
- March Monthly Training Compiled and Sent to Members

April:

- Probationary Evaluations for 52nd Academy Received
- Training Reports for all Companies Received
- Research E-Books prices
- Compile List of Officers to Teach Acting Officer School
- Half Point School for all Groups
- EVOC Driving Course set up
- Meeting with Chiefs for upcoming trainings (Atwood St)
- Requested 1041 & 1021 Book quote from IFSTA
- Acting Officer School Begins (All Groups)
- 1021 Class Begins for classes run from April 15 to Oct 30
- CPR Training Begins for Fire Alarm Personnel (Continues all month for all BOC Members)
- EVOC Drivers Training Begins At Windmill Street School
- Acquired Stop Signs for the EVOC Drivers Training Course
- Forestry Notified to Cut Trees in the Way At Windmill St. for EVOC Course (Forestry On Scene Right of Way and Took Care of Dangerous Situation)
- Placed New Fit Test Machine In-service
- Requested 26 Captains Tests
- Attended Autism Training
- Conducted CPR Refresher to 51st Academy Members
- April Monthly Training Compiled and Sent to Members

May:

- Probationary Evaluations for 52nd Academy Received
- Training Reports for all Companies Received
- EVOC Driver Training Continues
- CPR Refresher for 51st Academy Continues
- 1021 Class Continues
- National Grid Walkthrough
- 1021 Exam
- Mask Fit Begins
- Captains Tests Received
- Captains Test Administered
- May Monthly Training Complied and Sent to Members

June:

- Probationary Evaluations for 52nd Academy Received
- Training Reports for all Companies Received
- EVOC Drivers Training Continues
- 1021 Class Continues
- Fire Chiefs Training Begins
- EMS Bike Training Begins
- Mask Fit Test Continues
- Received New Mask Fit Adaptor from OHD Industries
- Foam Drills Begins (All Companies)
- Trench Rescue Training Begins
- EMT-C School Announced
- Consolidated Lap Top Computer programs
- Pricing for Fire Simulator for Computers
- Move Lockers and Equipment from Fire Academy (Niantic Ave)
- June Monthly Training Complied and Sent to Members

July:

- Probationary Evaluations for 52nd Academy Received
- Training Reports for all Companies Received
- Received books for 1041 Training
- EVOC Drivers Training Continues
- Trench Rescue Training Continues
- Haz-Mat Tech Training
- Atwood Street Training Begins (Ladder Roof Operations, Line Placement)
- July Monthly Training Complied and Sent to Members

August:

- Probationary Evaluations for 52nd Academy Received
- Training Reports for all Companies Received
- Atwood Street Training Continues
- Haz-Mat Tech Training Continues
- 1021 Class Continues
- 1041 Class Begins
- Repaired Smoke Machine for Atwood Street Training
- Received Helmet Parts to Repair Fire Helmets
- Battalion Chief's Test Announced
- Testing Company Notified for Battalion Test
- August Monthly Training Complied and Sent to Members (including Haz Mat Operations Refresher)

September:

- Probationary Evaluations for 52nd Academy Received
- Training Reports for all Companies Received
- Atwood Street Training Continues
- 1021 Class Continues
- 1041 Class Continues
- Haz Mat Tech Training Continues
- Walkthrough 100 Sabin St.
- Half Point School Makeup
- CPR Refresher Training Begins
- Half Point School Certificates Received and Distributed
- September Monthly Training Complied and Sent to Members

October:

- Probationary Evaluations for 52nd Academy Received
- Training Reports for all Companies Received
- Atwood Street Training Continues
- 1021 Class Continues
- 1041 Class Continues
- CPR Refresher Continues
- Haz Mat Tech Training Continues
- Hose Testing Begins
- Request for Fire Lieutenants Tests from Testing Company
- October Monthly Training Complied and Sent to Members

November:

- Probationary Evaluations for 52nd Academy Received (Final)
- Training Reports for all Companies Received
- Atwood Street Training Continues
- Host Testing Continues
- Haz Mat Tech Training Continues
- Contact Lion to arrange demonstration for training equipment
- Mental Health First Aid Training
- November Monthly Training Complied and Sent to Members

December:

- Training Reports for all Companies Received
- Atwood Street Training Continues
- Fire Lieutenant's Test
- CISM Training
- Peer Fitness Training
- EMS SIMS Lab Training
- Haz Mat training
- December Monthly Training Complied and Sent to Members